



# TAG RUGBY KNOWLEDGE ORGANISER

Lower KS2



## Overview

-Tag Rugby is an invasion game in which two teams play against each other. In tag rugby, players carry the ball using their hands. The aim is to ground the ball in goal areas.






-Teams have six plays to do so: being 'tagged' when in possession of the ball ends one play.

-The ball can only be passed backwards or sideways to teammates, but can be kicked forwards (the receiver must be behind the ball).

-In lower KS2 rugby, we learn how to keep possession, pass, catch, dodge, tag and score. We also develop strategies to collectively succeed.



## Physical

Skill	Definition	How do I do this?
 Carrying	To move with the ball in your hands.	-Carry the ball in two hands, allowing for quicker passes in any direction. Run when defenders are not too close. -Where needed, try to dodge past defenders by pushing off your outside foot to change direction. You can't block your tag. Run to spaces where there are no defenders.
 Passing	To send the ball to a teammate by throwing it to them.	-Create a W shape with hands on the ball. -Hands on the side of the ball, fingers spread out. -Stand sideways on to your receiver. Swing your arms back and forth like a pendulum. Release the ball with your arms pointing towards the receiver.
 Catching	To receive and hold possession of the ball with the hands.	-Move your feet to get in line with the ball. -Eyes on the ball. Hands out to meet the ball. -Catch the ball on its width (sides). Bring it under control by moving the ball in towards your body.
 Supporting	To help a teammate who has the ball.	-Move with your teammate as they are running with the ball, so that you are ready to receive a pass. -Keep space between yourself and the ball carrier, so that they have space to pass. Stay behind/ sideways to ball.
 Tagging	To touch the player in possession of the ball.	-Make sure that you are close enough to the player in possession before reaching for the tag. -When successful, hold the tag in the air and shout 'tag.' -Hand back the tag to the player when they return.

## Social and Emotional

<p><u>Cooperation</u></p> <p>Cooperating is about working together. Strong teams need each individual to cooperate with teammates. Remember to pass to teammates and not keep the ball when it is not best for the team.</p>	<p><u>Inclusion</u></p> <p>Inclusion is about proactively including everyone. People of all backgrounds and abilities can enjoy tag rugby and contribute to teams. Encourage teammates and welcome everyone's participation. </p>
<p><u>Supporting and Encouraging</u></p> <p>Encouraging and supporting others can help them to feel good and perform well. Try to help everyone stay positive by saying  and doing the right things when playing sport with others.</p>	<p><u>Respect and Kindness</u></p> <p>Respect is the act of giving attention and showing care to others. It is important to be respectful to teammates, opponents, referees and coaches. It is important to be inclusive of others, respecting people of all abilities and experience levels.</p>
<p><u>Honesty and Fair Play</u></p> <p>Fair play is about learning the rules of the game and putting them into practice honestly. Be honest when you or your teammates are tagging or have been tagged. Games are not as much fun when not played fairly. </p>	<p><u>Managing Emotions</u></p> <p>Whilst it is important try your hardest, you should remember that games and sports should be fun. Be considerate to others in victory and be respectful and gracious in defeat. </p>

## Key Vocabulary

- Tag Rugby
- Rugby Ball
- Invasion Game
- Ground
- Goal Area
- Back/ Forward Pass
- Tag
- Carry
- Dodge
- Offside
- Inclusion
- Cooperation
- Fair Play/ Honesty

## Thinking/ Strategic

<p><u>Goal Area</u> – The area in which your team needs to ground the ball in order to get points.</p> <p><u>Forward Pass</u> – An illegal pass in which the ball is passed forwards through the hands to a teammate. Penalised with a free pass to the other team.</p> <p><u>Offside</u> – When a tag is made, all defenders must get back in front of the ball. Players behind are 'offside.' Defenders cannot block or intercept the first pass after a tag.</p> <p><u>Tag Belt</u> – A Velcro belt to which tags are attached.</p>	<p>-Success in rugby is about finding the right strategies to succeed against your opponents. Attack space and do not run directly at defenders. The most important idea is to run forward!</p> <p>-When others have the ball, don't switch off! Move into space to help your teammates. When defending, ensure that you stay outside, and close off the space to minimise point-scoring opportunities.</p>
--	---

## Health and Safety

Always try to follow the rules of the game.	Be aware of the people and space around you.	Store equipment safely when it is not in use.	Ensure that you keep your eyes on the ball.	In tag rugby, do not attempt contact rugby tackles. You could injure yourself or others.	Make sure that you warm up properly.	Stretch your muscles before exercising.	Warm down after exercising.	Remove jewellery and wear suitable clothing/ equipment.
---	--	---	---	--	--------------------------------------	---	-----------------------------	---