



TAG RUGBY KNOWLEDGE ORGANISER

Upper KS2



Overview

-Tag Rugby is an invasion game in which two teams play against each other. In tag rugby, players carry the ball using their hands. To score points, the aim is to ground the ball in goal areas. This is called a try.






-Teams have six plays to do so: being 'tagged' when in possession of the ball ends one play.

-The ball can only be passed backwards or sideways to teammates, but can be kicked forwards (the receiver must be behind the ball).




-In upper KS2 rugby, we build on our prior attacking skills of keeping possession, passing, catching, dodging and scoring. We also build our defensive skills, e.g. tagging, tracking and working as a unit. We continue to develop strategies to outwit the opposition and collectively succeed.



Physical

Skill	Definition	How do I do this?
 Carrying	To move with the ball in your hands.	-Carry the ball in two hands, allowing for quicker passes in any direction. Change direction when you see a defender -To dodge when needed, bend low and push off on your outside foot to change direction. Don't block your tag. Decide whether to run or pass depending on the defensive layout.
 Passing	To send the ball to a teammate by throwing it to them.	-Look for teammates who are not close to defenders. -Create a W shape with hands on the ball. -Hands on the side of the ball, fingers spread out. -Stand sideways on to your receiver. Swing your arms back and forth like a pendulum. Release the ball with your arms pointing towards the receiver.
 Drawing Defenders	To tempt defenders out of position.	-Holding onto the ball and running for space will tempt defenders out of position in the defensive line. -Dodge or pass in order to attack the space they have left. -Make quick decisions based on defensive positions.
 Supporting	To help a teammate who has the ball.	-Move with your teammate as they are running with the ball, so that you are ready to receive a pass. Position yourself carefully to exploit any space in the opposition defence. -Keep space between yourself and the ball carrier, so that they have space to pass. Stay behind/ sideways to ball.
 Defending	To stop the opposition scoring points and win position.	-Spread out as a defensive line across the pitch. -Keep feet shoulder width apart so you can change direction. -Make sure you are close enough before reaching for the tag. -When successful, hold the tag in the air and shout 'tag.' -Hand back the tag to the player when they return.


Social and Emotional

Cooperation	Inclusion
Cooperating is about working together and helping others. Strong teams need each individual to cooperate with their teammates effectively. Teams need everybody to put effort in – one or two weak links can mean that a team is not as effective as it could be!	Inclusion is about proactively including everyone. We should adopt proactive behaviours and actions to make people from all backgrounds, ages and abilities feel welcome, respected and that they belong as a part of our sporting activities. 
<u>Supporting and Encouraging</u> Encouraging and supporting others can help them to feel good and perform well. Try to help everyone stay positive. Make sure that your comments to others are aimed either to build their confidence or skills, and are always fair/ appropriate. 	<u>Respect and Kindness</u> Respect is the act of giving attention and showing care to others. It is important to be respectful to teammates, opponents, referees and coaches. It is important to be inclusive of others, respecting people of all abilities and experience levels. Think about the power of your words/ actions.
<u>Honesty and Fair Play</u> Fair play is about learning the rules of the game and putting them into practice honestly. Be honest when you or your teammates are tagging or have been tagged. You should now be able to officiate your own matches fairly and in the spirit of the game. 	<u>Perseverance</u> Perseverance is about continuing with tasks even through setbacks or when they are difficult. We should aim to learn from mistakes, rather than dwelling on them. Remember that all successful sportspeople started somewhere, and made lots of mistakes on their way to success! When it gets hard, keep going!

Key Vocabulary

- Tag Rugby
- Try
- Invasion Game
- Attacking Unit
- Defensive Unit
- Grounding
- Drawing Defenders
- Carry
- Dodge
- Offside
- Inclusion
- Perseverance
- Strategies

Thinking/ Strategic

<u>Forward Pass</u> – An illegal pass in which the ball is passed forwards through the hands to a teammate. Penalised with a free pass to the other team.		-Success in rugby is about finding the right <u>strategies</u> to succeed against your opponents. Attack space and do not run directly at defenders.
<u>Offside</u> – When a tag is made, all defenders must get back in front of the ball. Players behind are 'offside.' Defenders cannot block or intercept the first pass after a tag.		-When others have the ball, don't switch off! Move into space to help your teammates. When defending, ensure that you stay onside, and close off the space to minimise point-scoring opportunities.
<u>Strategies</u> – A strategy is your team's overarching approach to being successful within the game		<u>Observing and Providing Feedback</u> Watch others as they play and provide constructive feedback on strengths and areas for development. Remember to always be fair and polite to others.
<u>Tactics</u> – Tactics are the specific actions or steps that the team takes to achieve the strategy, e.g. pass the ball to fast wingers.		

Health and Safety

Always try to follow the rules of the game.	Be aware of the people and space around you.	Store equipment safely when it is not in use.	Ensure that you keep your eyes on the ball.	In tag rugby, do not attempt contact rugby tackles. You could injure yourself or others.	Make sure that you warm up properly.	Stretch your muscles before exercising.	Warm down after exercising.	Remove jewellery and wear suitable clothing/ equipment.
---	--	---	---	--	--------------------------------------	---	-----------------------------	---