



Year 1 Curriculum Newsletter: Autumn 2


Below are the key learning links for each subject that will be covered in Year 1 this half term.



English

Repetitive Patterned Stories

- Use the joining word 'and' to link words and clauses.
- Say, and hold in memory whilst writing, simple sentences which make sense.
- Orally compose every sentence before writing.
- Re-read every sentence to check it makes sense.
- Use punctuation to demarcate simple sentences with capital letters and full stops.
- Identify and use question marks.
- Use capital letters for names of people.
- Use familiar plots for structuring the opening, middle and end of their stories.



- Write simple sentences that can be read by themselves and others.
- Use punctuation to demarcate simple sentences with capital letters and full stops.
- Use capital letters for names of people and places.
- Write in different forms with simple text type features – information texts.
- Discuss their writing with adults and peers.
- Read aloud their writing audibly to adults and peers.

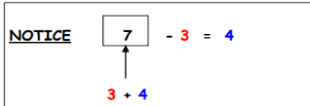
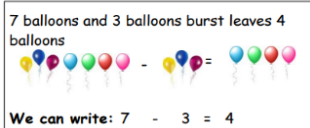
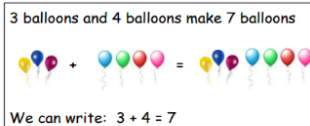
Non-Fiction Texts

- Write simple sentences that can be read by themselves and others.
- Use punctuation to demarcate simple sentences with capital letters and full stops.
- Use capital letters for names of people and places.
- Write in different forms with simple text type features – information texts.
- Discuss their writing with adults and peers.
- Read aloud their writing audibly to adults and peers.

Maths

Addition and Subtraction

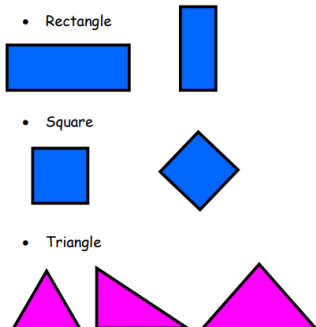
- Represent and use number bonds and related subtraction facts within 20.
- Add and subtract one-digit and two-digit numbers to 20, including zero (using concrete objects and pictorial representations)



- Solve one-step problems that involve addition and subtraction, using concrete objects and pictorial representations, and missing number problems such as $7 = \square - 9$.

Geometry – Shape

- Recognise and name common 2-D shapes, including rectangles (including squares), circles and triangles.



Physical Education

Dance

This unit explores three classic fairytales through dance and movement. Jack and The Beanstalk: the children will grow beanstalks that they can climb up and castles they can enter. They will also meet the giant and create an angry duet.

Net Games (Balance and Control)

This unit gives children the opportunity to develop overall balance when standing still and travelling with a tennis racket and ball as well as attempt to strike a ball using a tennis racket towards a set area.

Please make sure that children have full PE kit in school and children do NOT wear earrings/sharp hair accessories on PE day.

Science

Seasons – Autumn Changes

- I can describe how the weather changes across the seasons.
- I can collect and record data about the weather in autumn.
- I can identify signs of autumn.
- I can identify changes in the trees and in clothes that we wear from autumn to winter
- I can collect and record data about the weather in winter.
- I can explain how some animals adapt in winter.



RE

1.3 Christmas: Why do we give and receive gifts?

- that the wise men visited Jesus after the shepherds.
- that Christians believe that Jesus is a gift from God.
- retell the nativity story.
- talk about giving and receiving gifts.
- talk about Christians believing that Jesus is God's son



Routines to Remember

PE: Weekly Full PE Kit should be in school (white t-shirt, black shorts/leggings, trainers)

Reading: 3 times per week is an essential part of home reading learning



Spellings: Handed out weekly for a quick test at the end of the week.

TT Rockstars: To be completed during the week. Children to reach 100 points target. If children do not have access to internet at home, there will be time in school for them to take part.

Geography

Our Local Area - Haslingden

- Do I understand what Haslingden is like?
- Can I observe what my local area is like? (Out and About Fieldwork)
- Can I describe where things are on a map?
- Do I understand different types of housing in the local area?
- Can I name the types of jobs that people do in our local area?
- Do I understand ways that we can change the local area?



DT

Textiles – Puppets

- Joining fabrics - Pupils explore and evaluate different ways to join fabrics together, including glueing, pinning and stapling.
- Designing my puppet - After deciding on which character their puppet will be based, children use a simple template to cut out their felt.
- Making and joining my puppet - Children join their pieces of fabric for their puppet, using their preferred technique of pinning, stapling or glueing.
- Decorating my puppet - Children decorate their hand puppet in keeping with their chosen storybook character using a variety of carefully selected materials.



PSHE – SCARF

Value Differences

- Identify the differences and similarities between people
- Explain the difference between unkindness, teasing and bullying
- Explain some of their school rules and how those rules help to keep everybody safe



Computing

Lego Builders

- To emphasise the importance of following instructions
- To follow and create simple instructions on the computer
- To consider how the order of instructions affects the result.



Phonics

- Sound out and blend graphemes to read simple words.



- Read phonically decodable one-syllable and two-syllable words, e.g. cat, sand, windmill.
- Read a selection of nonsense/alien words

Christian Values

Endurance
Forgiveness
Friendship
Koinonia
Peace
Thankfulness
Trust

British Values

Democracy
The rule of law
Individual liberty
Mutual respect
Tolerance of those of different faiths and beliefs