



## Year 3 Curriculum Newsletter: Spring 2

Below are the key learning links for each subject that will be covered in Year 3 this half term.



### English

**Novel as a Theme**  
Select, generate and effectively use adverbs e.g.

*silently, soon, next*  
- Explore, identify and create sentences using a range of conjunctions e.g. *since, until, before, as.*

- Use the comma to separate clauses in complex sentences where the subordinate clause appears first.

- Use inverted commas to punctuate direct speech (speech marks)

- Create and develop settings for narratives.

- Create and develop characters for narrative.


- Generate and select from vocabulary banks e.g. *noun phrases, powerful verbs*, appropriate to text type.

#### Recount Diaries

- Use the determiner 'a' or 'an' according to whether the next word begins with a consonant or vowel e.g. *a rock, an open box.*

- Read and analyse diaries in order to plan and write own versions.

- Identify and discuss the purpose, audience, structure, vocabulary and grammar of diaries for writing.



### Physical Education

#### Invasion Games – Dribbling to Invade

This lesson gives children the opportunity to develop dribbling skills whilst travelling with a ball as well as develop some understanding of the concept of space within team games.

#### Net Games

This lesson gives children the opportunity to develop their skills when attempting to stroke a tennis ball, using both the underarm and forehand techniques.

**Please make sure that children have full PE kit in school and children do NOT wear earrings/sharp hair accessories on PE day.**

### Science

#### Forces and Magnets

- Pushes and Pulls - I can identify the forces acting on objects.

- Faster and Slower- I can investigate how a toy car moves over different surfaces.

- Scrapyard Challenge- I can sort magnetic and non-magnetic materials. I can record my observations.

- Magnet Strength- I can investigate the strength of magnets.

- Magnetic Poles.- I can explore magnetic poles.

- Magnets

- I can observe how magnets attract some materials.



### DT

#### Mechanical Systems – Pneumatic Toys

- Exploring pneumatics  
- To understand how pneumatic systems work

- Designing a pneumatic toy – To design a toy that uses a pneumatic system

- Making pneumatic toys – To create a pneumatic system

- Decorating and assembling my toy – To test and finalise ideas against design criteria



### History

#### Vicious Vikings

- I can explain when and where the Vikings came from and why they raided Britain

- I can compare the significance of Anglo-Saxon kings during the Viking period.

- I can explain who King Ethelred II was and say when and why Danegeld was introduced.

- I can identify and explain key aspects of Viking life

I can explain how the legal system worked in AngloSaxon and Viking Britain

- I can explain how the last Anglo-Saxon kings shaped Britain.



### Maths

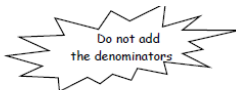
#### FRACTIONS

- Understand that the denominator tells us how many equal parts a whole is split into.

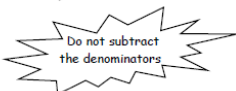
- Compare and order unit and non-unit fractions.

- Place and count fractions on a number line  
Find equivalent fractions on a number line and on bar models.

$$\frac{5}{7} + \frac{1}{7} = \frac{6}{7}$$



$$\frac{5}{7} - \frac{1}{7} = \frac{4}{7}$$



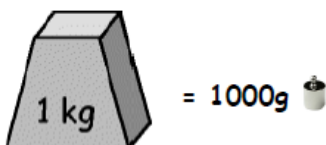
#### MASS and CAPACITY

- Use scales to measure mass in grams and kilograms.

- Find equivalent masses (grams and kilograms)

- Compare, add and subtract different masses.

- Measure capacity and volume in millilitres and litres.



$$\begin{aligned} 3\text{kg} &= 450\text{g} \\ &= 3000\text{g} - 450\text{g} \\ &= 2550\text{g} \\ &\text{or } 2\text{kg } 550\text{g or } 2.55\text{kg} \end{aligned}$$

### RE

#### 3.4 Is the cross a symbol of sadness or joy?

- that the events of Holy Week reveal what Jesus came to earth to do.

- that the events of Palm Sunday, Holy week and Easter are a combined

mixture of the emotions of joy and sadness.

- the different ways in which the church remembers and marks the events of Holy Week.

- use religious vocabulary to describe and show understanding of the Christian practices linked with the Easter Story.

- describe the impact of the events of Palm Sunday, Holy Week and Easter on the lives of people today.



### Routines to Remember

PE: Weekly Full PE Kit should be in school (white t-shirt, black shorts/leggings, trainers)

Reading: 3 times per week is an essential part of home reading learning

Spellings: Handed out weekly for a quick test at the end of the week.

TT Rockstars: To be completed during the week. Children to reach 100 points target. If children do not have access to internet at home, there will be time in school for them to take part.



### PSHE – SCARF

#### Rights and Responsibilities

- Recognise some of the reasons why people volunteer, including mental health and wellbeing benefits to those who volunteer

- Identify key people who are responsible for them to stay safe and healthy



### Computing

#### Coding

- To design and write a program that accomplishes a specific goal.

- To design and write a program that simulates a physical system.

- To use repetition commands



### French

#### Discovering Paris

To effectively use the conjunction *ou*.

To understand how to respond to more classroom instructions and name new Paris landmarks.

To learn strategies to develop pronunciation.

To learn more numbers and ask and answer questions using number labels.

### Christian Values

**Endurance**  
**Forgiveness**  
**Friendship**  
**Koinonia**  
**Peace**  
**Thankfulness**  
**Trust**

### British Values

**Democracy**  
**The rule of law**  
**Individual liberty**  
**Mutual respect**  
**Tolerance of those of different faiths and beliefs**