



Year 2 Curriculum Newsletter: Summer 1




Below are the key learning links for each subject that will be covered in Year 2 this half term.

English

Animal Adventure Stories

- Use the subordinating conjunction that in a sentence, e.g. I hope that it doesn't rain on sports day.
- Select, generate and effectively use adverbs.
- Use the suffix -ly to turn adjectives into adverbs e.g. slowly, gently, carefully.
- Use past tense for narratives, recounts and historical reports.
- Plan and discuss what to write about, e.g. story mapping, collecting new vocabulary, key words and ideas.
- Orally rehearse each sentence prior to writing.
- Develop stamina for writing in order to write at length.
- Use specific text type features to write for a range of audiences and purposes e.g. entertain.



Recount: Letters

- Use apostrophes for contracted forms e.g. don't, can't, wouldn't, you're, I'll.
- Use apostrophes for singular possession in nouns, e.g. the girl's name.
- Use past tense for narratives, recounts and historical reports.
- Select, generate and effectively use nouns.
- Add suffixes -ness and -er to create nouns, e.g. happiness, sadness, teacher, baker.
- Plan and discuss what to write about, e.g. story mapping, collecting new vocabulary, key words and ideas.
- Use specific text type features to write for a range of audiences and purposes.

Physical Education

Sending and Receiving (Invasion)

This unit should give the children further knowledge of how to find space within a given area by scanning and travelling into that space. Children will also be given the opportunity to develop their understanding of 'aiming' towards a stationary target.

Group Games (Games)

This lesson gives children the opportunity to demonstrate from baseline, how effectively they work within a small group as well as continually develop their agility and co-ordination through mini group based games. **Please make sure that children have full PE kit in school and children do NOT wear earrings/sharp hair accessories on PE day.**

Science

Health and Nutrition

- Animal Offspring - To match, sort and group young animals and their adults.
- Life Cycles - To find out how animals change as they grow into adults.
- Growing up - To compare the stages of the human life cycle.
- Survival - To research and describe what animals, including humans, need to survive.
- Exercise - To test the effects of exercise on the human body.
- Healthy Living - To investigate the importance of healthy eating and hygiene.



Art

Craft and Design – Map it out

- Creative Journey – To investigate maps as a stimulus for drawing
- Making felt – To learn and apply the steps of the felt-making process
- Abstract maps – To experiment with a craft technique to develop an idea
- Print possibilities – To develop ideas and apply craft skills when printmaking



Geography

Sensational Safari

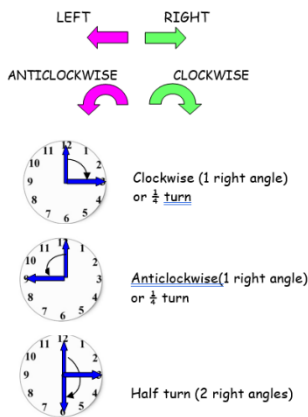
- Can I understand where Kenya is in the world?
- Can I understand what life is like for people living in Kenya?
- Can I understand what a national park is?
- Can I understand some of the main animals, which live in Kenya?
- Can I understand what Maasai culture is like?
- Can I compare my life to a child's life from Kenya?



Maths


POSITION AND DIRECTION

- Use mathematical vocabulary to describe position, direction and movement including movement in a straight line and distinguishing between rotation as a turn and in terms of right angles for quarter, half and three-quarter turns (clockwise and anti-clockwise).
- Order and arrange combinations of mathematical objects in patterns and sequences



MEASUREMENT TIME

- Tell and write the time to five minutes, including quarter past/to the hour and draw the hands on a clock face to show these times. Know the number of minutes in an hour and the number of hours in a day.
- Compare and sequence intervals of time.



RE

2.5 Why is the church a special place for Christians?

- that the church is a special place where Christians meet to worship and pray. It is also the body of people and not just the building.
- that for Christians the church is a holy blessed space.
- the story of Moses and the people of God building the tabernacle (tent of meeting) to house the ark of the covenant.
- that world faiths have special holy places of worship, what these buildings are called, their key features, and the worship that takes place there.



Routines to Remember

PE: Weekly Full PE Kit should be in school (white t-shirt, black shorts/leggings, trainers)

Reading: 3 times per week is an essential part of home reading learning



Spellings: Handed out weekly for a quick test at the end of the week.

TT Rockstars: To be completed during the week. Children to reach 100 points target. If children do not have access to internet at home, there will be time in school for them to take part.

PSHE – SCARF

Being my Best

- Explain the stage of the learning line showing an understanding of the learning process
- Understand and give examples of things they can choose themselves and things that others choose for them



Computing

Making Music

- Children have uploaded and used their own sound chosen from a bank of sounds.
- Children have created, uploaded and used their own recorded sound.



Phonics

- Sound out and blend graphemes to read simple words.
- Read phonically decodable one-syllable and two-syllable words, e.g. cat, sand, windmill.
- Read a selection of nonsense/alien words



Christian Values

- Endurance
- Forgiveness
- Friendship
- Koinonia
- Peace
- Thankfulness
- Trust

British Values

- Democracy
- The rule of law
- Individual liberty
- Mutual respect
- Tolerance of those of different faiths and beliefs